

# BROADLANDS VILLAGE CENTER

43150 Broadlands Center, Ashburn, VA

LOUDOUN COUNTY, VIRGINIA

## Space Available

Spaces Ranging from  
1,200 to 4,280 Square Feet

## Gross Leasable Area

159,734 Square Feet

## Major Tenants

Safeway, Capital One Bank,  
Subway, Mattress Discounters,  
Blockbuster, Starbucks,  
Bonfish, Original Steakhouse,  
and Weichert Realtors



**Saul Centers, Inc.**

7501 Wisconsin Avenue, Suite 1500

Bethesda, MD 20814

[www.saulcenters.com](http://www.saulcenters.com)

for additional information:

Diana Shipley

301.986.7713

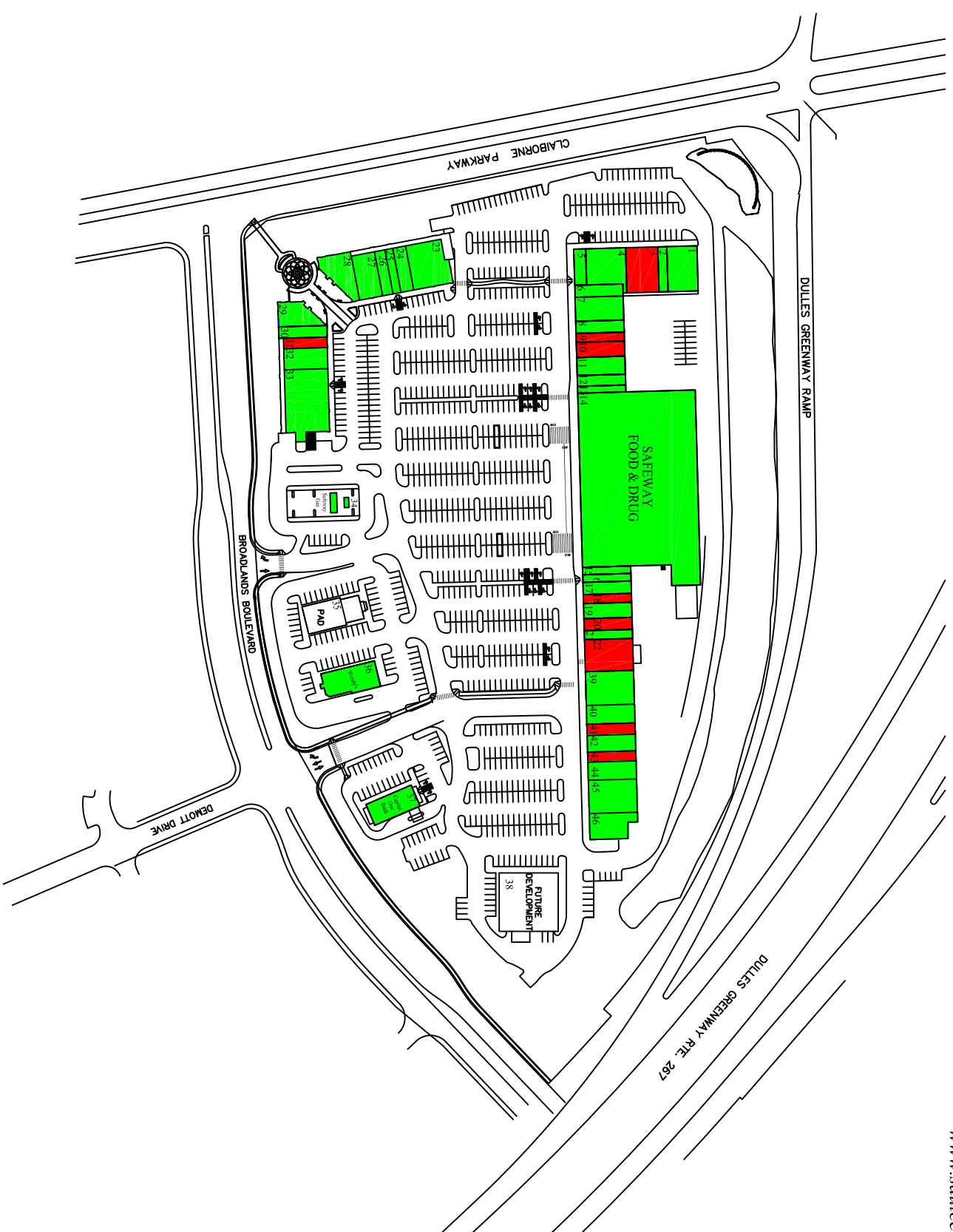
[diana.shipley@saulcenters.com](mailto:diana.shipley@saulcenters.com)

# Broadlands Village Center

SAUL CENTERS, INC.

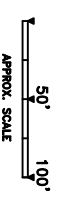
159,734 SF  
 Claiborne Parkway & Broadlands Boulevard  
 Ashburn, Virginia 20148

7501 Wisconsin Avenue  
 Suite 1500  
 Bethesda, Maryland  
 20814-6522  
 (301) 986-6200  
[www.saulcenters.com](http://www.saulcenters.com)



### Tenant List

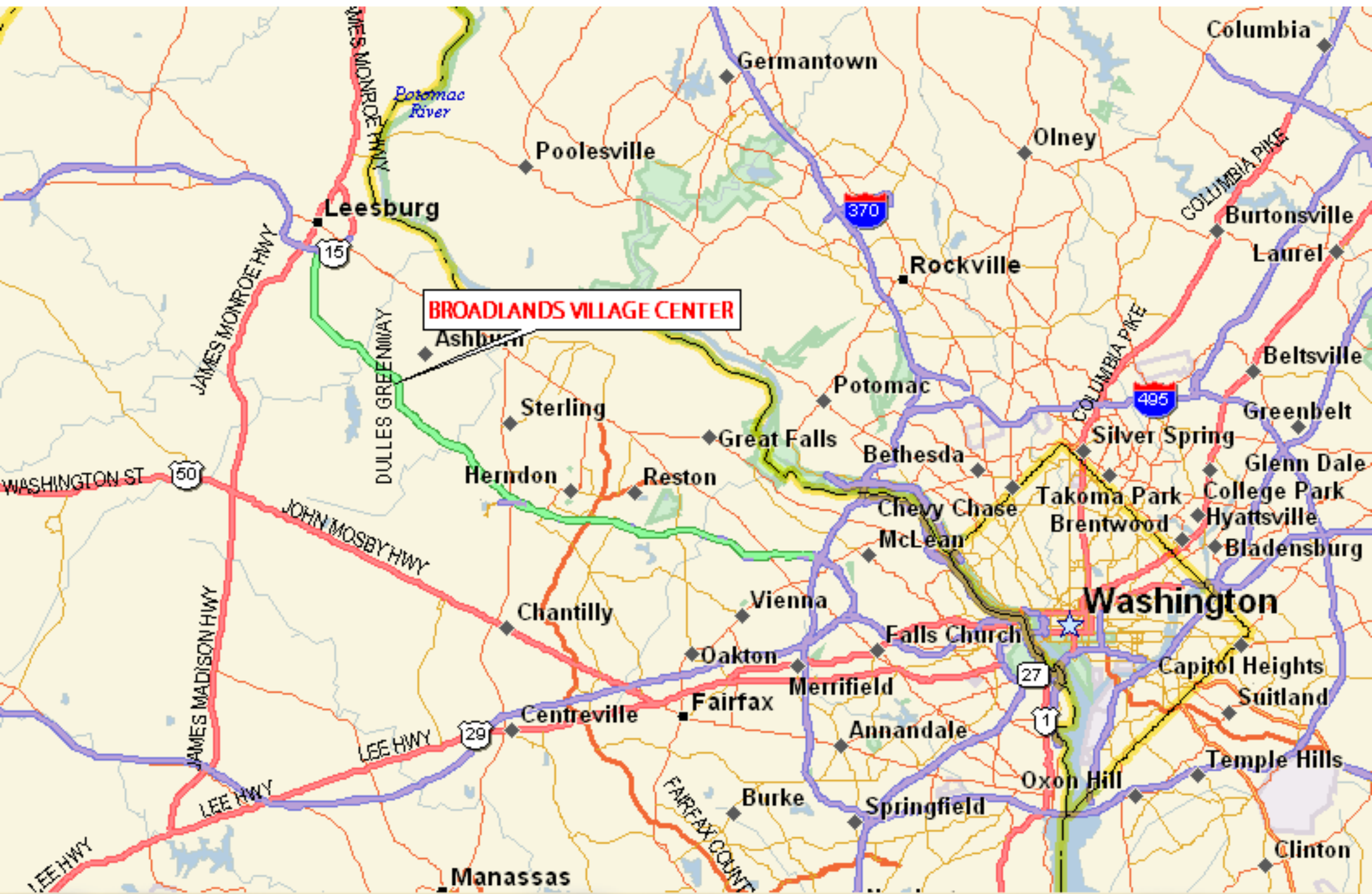
1	Weichert Realtors	4,000 SF
2	Asia Cafe	1,200 SF
3	Available	4,280 SF
4	Blockbuster	4,000 SF
5	Starbucks	1,152 SF
6	Subway	1,600 SF
7	Radiance Salon and Spa	3,200 SF
8	Pho Mekong	1,600 SF
9	Available	1,200 SF
10	Available	2,000 SF
11	Virginia ABC	2,400 SF
12	Nail Design	1,440 SF
13	Barbershop	1,000 SF
14	Safeway Food & Drug	57,860 SF
15	Broadlands Cleaners	1,000 SF
16	Postal Connections	1,000 SF
17	Fins & Feathers	1,640 SF
18	Available	1,200 SF
19	Broadlands Family Dentistry	2,000 SF
20	Available	1,600 SF
21	Matusba Sushi	1,440 SF
22	Available	4,080 SF
23	Bonafish Grill	5,000 SF
24	Virginia Farm Bureau	772 SF
25	AT&T Portables	1,618 SF
26	Maggie Moo's Ice Cream	1,310 SF
27	Curiosity Zone	2,823 SF
28	Parallel Bistro Wine Bar	3,294 SF
29	Sal's NY Pizza	2,667 SF
30	Robek's Juice	1,275 SF
31	Available	1,275 SF
32	Palm Beach Tan	2,550 SF
33	Original Steakhouse	7,609 SF
34	Safeway Gas	400 SF
35	Future Pod	SF
36	Wendy's	2,400 SF
37	Capital One Bank	3,200 SF
38	Future Pod	SF
39	LA Boxing	4,500 SF
40	Mezza Grill	2,500 SF
41	Available	1,500 SF
42	Mali Restaurant	2,200 SF
43	Available	1,340 SF
44	JW Tumbles	2,400 SF
45	Dragon Yong-In	4,500 SF
46	Los Toltecos	3,315 SF
Total		159,734 SF



THE INFORMATION CONTAINED HEREIN IS FOR INFORMATIONAL PURPOSES ONLY AND DOES NOT CONSTITUTE AN OFFER OF ANY SECURITY. THE INFORMATION IS SUBJECT TO CHANGE WITHOUT NOTICE. THE INFORMATION IS NOT INTENDED TO BE USED AS A BASIS FOR INVESTMENT DECISIONS. THE INFORMATION IS NOT INTENDED TO BE USED AS A BASIS FOR INVESTMENT DECISIONS. THE INFORMATION IS NOT INTENDED TO BE USED AS A BASIS FOR INVESTMENT DECISIONS.







# Saul Centers, Inc.

7501 Wisconsin Avenue, Suite 1500  
Bethesda, MD 20814  
[www.saulcenters.com](http://www.saulcenters.com)

for additional information:  
Diana Shipley  
301.986.7713  
[diana.shipley@saulcenters.com](mailto:diana.shipley@saulcenters.com)